

# SCIENTIFIC REPORTS

## Effects of Tactile Spatial Properties on Like Tasks

Yanping Chen<sup>1,2,3</sup> & ...

In the target position and response inconsistent, even if the target position is consistent, the reaction times were prolonged. This demonstrates that the tactile spatial properties of the target position and response side are important for action selection. In the spatially incongruent scenarios (Experiments 1–4), for the target position and response side, the reaction times were prolonged in the focused-attention condition compared with the spatially congruent task, this pattern was not observed in the spatially congruent attention condition but was reduced/absent in the spatially incongruent attention scenario (Experiment 5), the reaction times were prolonged; however, a spatially congruent course of resolving conflicts between the target position and response side may account for the observed effects.

environmental exploration. For example, the spatial locations between fingers and the target position are absolute (environment-based) and relative (object-based) in forming the appropriate action. In the spatially incongruent scenarios, such as intensity, texture and orientation, these properties may facilitate or interfere with the performance of actions. These interactions between the target position and response side are important for action selection.

When the target position and response side are inconsistent, even if the target position is irrelevant to the response side, the reaction times were prolonged. This demonstrates that the tactile spatial properties of the target position and response side are important for action selection. In the spatially incongruent scenarios (Experiments 1–4), for the target position and response side, the reaction times were prolonged in the focused-attention condition compared with the spatially congruent task, this pattern was not observed in the spatially congruent attention condition but was reduced/absent in the spatially incongruent attention scenario (Experiment 5), the reaction times were prolonged; however, a spatially congruent course of resolving conflicts between the target position and response side may account for the observed effects.

<sup>1</sup>Key Laboratory of Behavioral and Mental Health, Peking University, Beijing 100871, China. <sup>2</sup>School of Psychology and Cognitive Sciences and Beijing Key Laboratory of Behavioral and Mental Health, Peking University, Beijing 100871, China. <sup>3</sup>Key Laboratory of Machine Perception (Ministry of Education), Beijing University of Aeronautics and Astronautics, Beijing 100084, China. \*Correspondence: yanping.chen@pku.edu.cn

coding hypothesis<sup>11,12</sup> causes the stimulus-response (S-R) compatibility pattern to emerge in the Simon task<sup>13,14</sup>. According to the late attentional selection hypothesis, selecting a location in space primes action toward that location and eventually shifts attention in that direction<sup>15</sup>.

Another influential theoretical framework, the referential coding theory, emphasizes a perception-for-action system and states that the Simon effect results from the coding of all S-R features (with the current focus of attention) and ensuing response selection. This framework explicitly accounts for differential spatial references across different sensory modalities. For example, the tactile modality exhibits specific spatial reference frameworks, both external (environment-oriented) and internal (self-oriented), and these frameworks are different from those of the visual (retinotopic) and auditory (head-centered) modalities. In contrast to vision, which is a distal modality, tactile sensations originate from stimuli that directly impinge on the bodily surface. The processing of tactile events intrinsically gives stronger weight to an anatomical frame of reference ('body code')<sup>16-18</sup>, and the effect of this body code is difficult to cancel out when multiple potential references co-exist and even conflict. Indeed, some authors have shown that tactile Simon effects adhere to an anatomical frame of reference<sup>18-20</sup>, not to external ones such as vision<sup>12,21</sup> and audition. Wallace first postulated that the body (e.g., the responding hand) represents a source of spatial information that should be treated as a stimulus itself. According to the coding hypothesis by Wallace (1971), the hand is represented in the form of a 'body code' and can be associated with a location in space with the references updated as the hand (fingers) move from one position to another<sup>12</sup>. This referential coding hypothesis offers an effective framework to explain the S-R compatibility pattern from spatial updating or modality switches<sup>18</sup>.

However, most of the above studies used hands as response effectors, which complicates the direct examination of the mechanism of 'body codes', wherein the hands (fingers) are indeed the recipients of tactile stimuli. On the other hand, studies of S-R compatibility and the Simon effect have thus far employed static stimuli almost exclusively. In this case, the spatial correspondence (whether relevant or not in a task) is unambiguous. For unisensory (tactile) moving stimuli, however, correspondence may be associated either with the position from which the motion starts (position compatibility) or with the direction in which the stimulus moves (direction compatibility)<sup>5</sup>. Moreover, in a cross-modal scenario, visual and auditory events trigger a spatial code based on external coordinates and tactile events trigger spatial representations based on anatomical coordinates. These two coordinates are incongruent, but no empirical studies have investigated how temporal asynchrony between auditory and tactile events would modulate the spatial compatibility effect of tactile perception on the hands/fingers.

Therefore, to address the above empirical research questions, in the present study we implemented five experiments to show how the spatial compatibility of stimuli within single modality (tactile modality) and across modalities (tactile vs. auditory modality) affect the discrimination for target tactile events. Specifically, in the unimodal scenario, we implemented four experiments and manipulated the attention-shift and predictability of the tactile events. In Experiment 1, participants focused their attention on the two consecutive taps on one hand (the first tap appeared on either the left middle or right middle finger, and the second one appearing on the finger next to the above - forefinger or ring finger), hereafter we named it as 'FA fixed' condition. In Experiment 2, participants divided their attention on the three taps, with the first two taps appearing simultaneously on the two middle fingers and the third one appearing on the forefinger or the ringfinger on either hand, hence we named the condition as 'DA fixed'. Experiment 3 was similar to Experiment 1 except that the two taps appeared randomly on the fingers (except the thumb) within one hand ('FA random'). Experiment 4 was similar to Experiment 2 except that the first two simultaneous taps were not always on both middle fingers but were from one of the following four combinations (left middle finger/right middle finger; left middle finger/right forefinger; left forefinger/right middle finger; left forefinger/right forefinger), the third tap appeared randomly on the finger next to the first tap appearing previously. We named the condition in Experiment 4 as 'DA random'. Therefore, with the above settings, we were able to pit the spatial compatibility in *motion direction* against *localization*, in terms of the spatial congruency with respect to the hand. For example, the left tactile motion stream in left hand, is spatially congruent for motion direction, but is incongruent in terms of the starting position (right).

In crossmodal scenario (experiment 5), we examined how potential conflicts are resolved when observers discriminated the direction of tactile motion in the presence of auditory distractors with a temporal delay between auditory and tactile events (Experiment 5). In both unisensory and crossmodal scenarios, we examined the roles of attention shifting and referential coding in resolving the conflicts/uncertainties of spatial references.

In all the above settings, participants responded with foot pedals. Therefore, the response effectors were dissociated from their hands. In addition to spatial coding, the potential time course over which conflicting spatial codes attention and attentional shift/selection were resolved could determine the magnitude of spatial compatibility effect. We aimed to reconcile attention-shifting account and referential coding account in terms of the constraints of the time course for attentional selection.

The attention-shifting account (after<sup>13,14</sup>) is basically an early-selection approach, whereas the referential coding account (after<sup>2</sup>) implies a late-selection approach to attention. The localization of tactile events in different fingers was more demanding than the discrimination of motion direction<sup>22-26</sup>. According to the referential coding account, the time-demand (with longer reaction time) of the *localization* task and the relatively longer interval between cross-modal cues and the target tactile events would trigger a spatial compatibility effect. In contrast, for motion direction discrimination without cross-modal cues, an early and prompt attentional modulation would make an attention-shifting account viable, and we would expect a spatial compatibility effect.

## Results

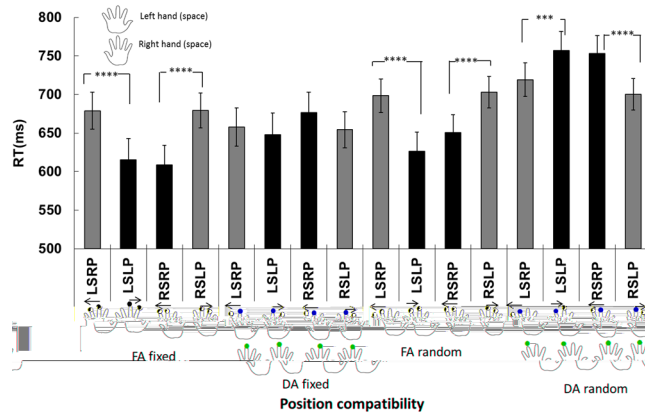
Because the individual participants' accuracy was above 95%, we focused on analyzing the reaction time for the five experiments.

**Unimodal Tasks: compatibility effect.** To give a concise picture of the spatial compatibility effect, we further collapsed and sorted all the data into compatible and incompatible patterns. In direction task, the compatible pattern refers to that the motion direction (leftward vs. rightward) is congruent with the hand location (left vs. right hand). In the location task, the compatible pattern refers to that the relatively starting location of the tap (left vs. right) is congruent with the hand location

The RTs for compatible and incompatible conditions were  $624.0 \pm 7.7$  ms and  $660.6 \pm 8.2$  ms, the main effect of compatibility was significant ( $F(1,143) = 62.983, p = 5.520 \times 10^{-13}, \eta^2_g = 0.306$ ). The RT for discriminating motion direction ( $607.8 \pm 10.7$  ms) was faster than the one in localization ( $676.8 \pm 10.8$  ms) [ $F(1,143) = 20.526, p = 1.232 \times 10^{-5}, \eta^2_g = 0.126$ ]. The interaction effect between the factors of task and compatibility was significant ( $F(1,143) = 13.833, p = 2.862 \times 10^{-4}, \eta^2_g = 0.088$ ). Simple effect analysis indicated that the compatibility effect was observed in both 'direction' ( $p = 7.316 \times 10^{-14}$ ) and 'location' ( $p = 0.004$ ) tasks (Fig. 1). The three-way interaction between factors of task, compatibility and experiments was significant ( $F(3,143) = 47.442, p = 2.418 \times 10^{-21}, \eta^2_g = 0.499$ ) (Table 1).

**Detailed analysis across all experimental conditions.** We conducted ANOVA analysis with the factors of space (left vs right hand), motion direction and task (direction or location judgment). The mean reaction times (RTs) for leftward were longer ( $648.9 \pm 7.9$  ms) than those ( $635.7 \pm 7.9$  ms) for rightward motion ( $F(1,143) = 10.305, p = 0.002, \eta^2_g = 0$ ).

(684.3



**Figure 3.** Reaction times for the position-based Simon-like tactile spatial compatibility effect. **LSRP**: tactile stimuli occurred on the left hand, and the starting position of the motion stream was to the right; **LSLP**: tactile stimuli occurred on the left hand, and the starting position of the motion stream was to the left; **RSRP**: tactile stimuli occurred on the right hand, and the starting position of the motion stream was to the right. **RSLP**: tactile stimuli occurred on the right hand, and the starting position of the motion stream was to the left. The meanings of the four conditions (Exps) of FA fixed, DA fixed, FA random and DA random were the same as in Fig. 1. The arrow above the hand shows the direction of the tactile apparent motion. The red dots on both hands indicate the simultaneous two taps. The black columns indicate ‘congruent’ conditions while the gray columns indicate the ‘incongruent’ conditions. Error bars indicated one standard error of the mean. \*\*\*  $p < 0.001$ ; \*\*\*\*  $p < 0.0001$ .

leftward and rightward motion were  $757.4 \pm 25.8$  ms and  $601.9 \pm 21.9$  ms ( $p = 3.202 \times 10^{-10}$ ). These results suggested that in addition to the spatial factors (hand and motion direction) modulating the spatial compatibility effect, divided attention by task-irrelevant tactile events generally prolonged RTs and magnified the spatial compatibility effect. The potential contributor is the time course of attentional focus and attentional (re) engagement. The potential underlying mechanisms are addressed further in the Discussion.

**Localization Task.** We conducted ANOVA analysis with the factors of space (left vs right hand) and relatively starting position (left vs. right). The RTs for discriminating the starting tap of the motion stream in the left-hand and right-hand spaces were  $675.3 \pm 11.5$  ms and  $678.3 \pm 10.8$  ms, respectively ( $F(1,71) = 0.348$ ,  $p = 0.557$ ,  $\eta^2 = 0.005$ ). The RTs for judging right and left starting positions were  $680.5 \pm 11.2$  ms and  $673.1 \pm 11.1$  ms, respectively ( $F(1,71) = 2.362$ ,  $p = 0.129$ ,  $\eta^2 = 0.032$ ). The two-way interaction between starting position and space (hand) was significant ( $F(1,71) = 13.979$ ,  $p = 3.711 \times 10^{-4}$ ,  $\eta^2 = 0.165$ ). In the left-hand space, the RTs for right and left starting positions were  $688.7 \pm 11.8$  ms and  $661.8 \pm 12.2$  ms, respectively, whereas in the right-hand space, the RTs for the right and left starting positions were  $672.3 \pm 11.8$  ms and  $684.3 \pm 10.9$  ms, respectively. Further simple effect analysis showed that for the left hand (space), the RTs in the left starting position were shorter than those in the right starting position ( $p = 2.873 \times 10^{-4}$ ) (Fig. 3).

However, no difference was observed between the RTs for the two starting positions when the stimuli were presented in the right-hand space ( $p = 0.099$ ). Conversely, for the right starting position, the RTs for stimuli occurring in the left-hand space were longer than those for stimuli occurring in the right-hand space ( $p = 0.037$ ). In contrast, for the left starting position, the RTs for stimuli occurring in the left-hand space were faster than those for stimuli occurring in the right-hand space ( $p = 0.002$ ). These results suggested that congruency between (updated) relative location with respect to the midline of the hand and the absolute location (left vs. right) of the hand led to the tactile spatial compatibility effect.

The main effect of Experiments (1–4) was significant ( $F(3,71) = 3.333$ ,  $p = 0.024$ ,  $\eta^2 = 0.123$ ). The mean RTs for Exps. 1–4 were  $645.6 \pm 22.7$  ms,  $659.2 \pm 23.4$  ms,  $669.7 \pm 20.4$  ms, and  $732.6 \pm 20.4$  ms. Bonferroni-corrected comparison showed that significant differences between the cohorts were observed as follows:  $RT_{\text{exp 1}} < RT_{\text{exp 4}}$  ( $p = 0.034$ ). The interaction among space (hand), motion direction and experiment was significant ( $F(3,71) = 29.336$ ,  $p = 1.895 \times 10^{-12}$ ,  $\eta^2 = 0.553$ ). A subsequent analysis of simple effects indicated that the typical spatial compatibility effect was observed in Experiments 1, 3 and 4. Specifically, in the left-hand space for Exp. 1, the RTs for leftward and rightward tactile motion (hence, right and left starting location, respectively) were  $679.1 \pm 24.7$  ms and  $615.5 \pm 25.5$  ms ( $p = 4.794 \times 10^{-5}$ ) whereas in the right-hand space, the RTs for leftward and rightward motion (hence, right and left starting location, respectively) were  $608.6 \pm 24.6$  ms and  $679.4 \pm 22.9$  ms, respectively ( $p = 1.089 \times 10^{-5}$ ). For Experiment 3, in the left-hand space, the RTs for leftward and rightward motion were  $698.5 \pm 22.2$  ms and  $626.7 \pm 22.9$  ms ( $p = 7.400 \times 10^{-7}$ ), whereas in the right-hand space, the RTs for leftward and rightward motion were  $650.7 \pm 22.2$  ms and  $702.9 \pm 20.6$  ms, respectively ( $p = 2.241 \times 10^{-4}$ ). For Experiment 4, in the left-hand space, the RTs for leftward and rightward motion were  $719.3 \pm 22.2$  ms and  $757.2 \pm 22.9$  ms, respectively ( $p = 0.005$ ), whereas in the right-hand space, the RTs for leftward and rightward motion were  $753.5 \pm 22.2$  ms and  $700.5 \pm 20.6$  ms, respectively ( $p = 1.873 \times 10^{-4}$ ). For Experiment 2, in the left-hand space, the RTs for leftward and rightward motion were  $658.0 \pm 25.4$  ms and  $648.0 \pm 26.2$  ms, respectively

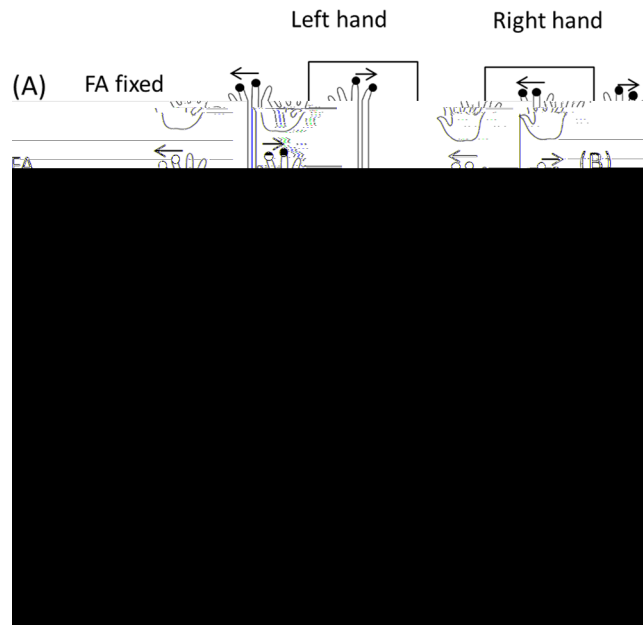
( $p = 0.510$ ), whereas in the right-hand space, the RTs for leftward and rightward motion were  $676.6 \pm 25.4$  ms and  $654.4 \pm 23.6$  ms, respectively ( $p = 0.155$ ).

For the localization task, spatial compatibility was absent in the DA fixed condition (Exp. 2) and was reversed

their attention on the starting location of the tactile taps (Experiments 1 and 3) without interference from the task-irrelevant taps, as in Experiments 2 and 4.

Generally, tactile motion direction was discriminated faster relative to the participants' reporting of the starting position of the tactile taps. For moving stimuli, the correspondence between stimulus and response may be associated either with the position from which the motion starts (position compatibility) or with the direction in which the stimulus moves (direction compatibility). The finding that the RTs for motion direction discrimination were faster than those for localization is consistent with previous evidence. Michaels (1988) asked participants to use a joystick movement to respond to visual apparent motion. Participants had to respond either to the starting position of apparent motion or to its destination. When subjects responded to the starting position, a standard spatial compatibility effect was observed, regardless of the destination; however, when they responded to the destination, the responses were faster at the destination location, even when the spatial location was incompatible (destination compatibility)<sup>38</sup>.

The Simon-like effect is currently explained in terms of the generation and use of spatial codes, with two influential theoretical frameworks: the attentional-shift hypothesis and the referential coding account. The attentional-shift hypothesis states that a spatial code is generated when a shift in spatial attention occurs toward the location occupied by the imperative stimulus<sup>9,10,39</sup>. The referential coding account holds that a spatial code

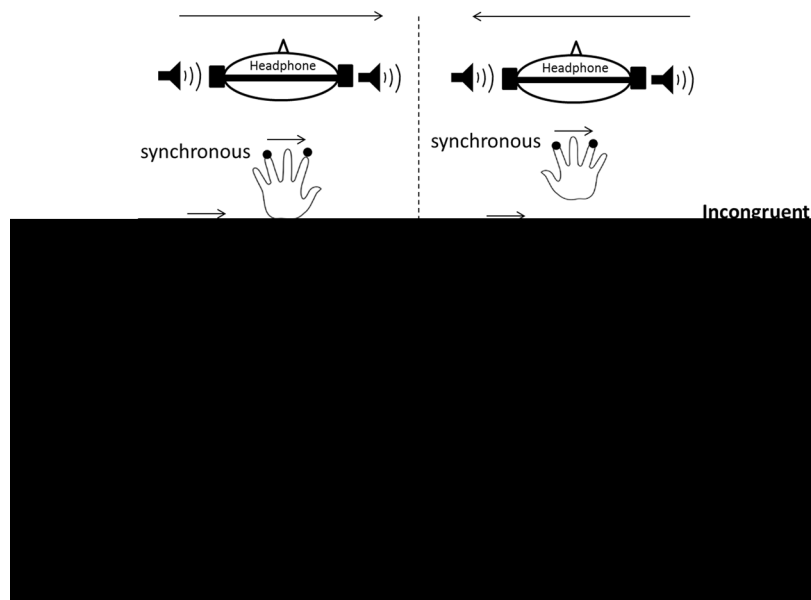


**Figure 6.** Schematic illustration of the Simon-like tactile position compatibility effect. Oval dots indicate potential locations where tactile taps were generated. For each trial, only two taps occurred on one hand, except for the divided-attention condition (**C,D**), in which the first two taps (labeled as red dots) occurred at the same time across two hands. The task was to report the starting location (left vs. right) of the tactile apparent motion. The four sub-figures illustrate the four sub-conditions: **FA xed**, **DA xed**, **FA random** and **DA random** (with the same settings as in Fig. 3). The tactile events within the rectangle indicate the congruent mapping of the starting location of the tactile motion stream and space (of hand).

effect. However, for the localization task, the late selection of the targets engendered the spatial compatibility effect, and even reversed the ‘congruency’ effect (for DA random, ‘localization’ task). This time course includes resolving spatial compatibility and dissipating interfering spatial codes<sup>5,41,42</sup>. If attention is and remains focused on a location, then there should be no ‘response’ priming, and no spatial compatibility effect should be observed. Moreover, attention must be disengaged from the nonmoving location at motion onset and then switched to the moving side, which requires the additional step of disengaging attention<sup>43,44</sup>. In the current study, the discrimination of tactile direction in the focused-attention condition entails no need to (re)orient attention because the onset of the first tap was followed immediately by a second tap on the same hand to render the apparent motion perception. Therefore, additional conflict was not introduced between the initial attention landing of the first tap and the subsequent focus on the second tap. In the divided-attention condition, participants had to disengage their attention from the first tap (or from the two simultaneous taps) and reorient to the target motion stream. The attention shift thus imposes a cost and leads to the spatial compatibility effect. Generally, as we have demonstrated, the RTs for discriminating tactile motion direction are shorter than those for reporting the starting location of the tactile motion stream; thus, participants tended to respond promptly, even before attentional disengagement had completed. Therefore, conflict between spatial locations still occurs because of the incongruent spatial representations of taps associated with the task-irrelevant and target hands, which contributes to the observed spatial compatibility effect.

However, the results for the tactile localization task provided a different picture. For the focused-attention protocol, four potential scenarios (left hand/left position, left hand/right position, right hand/left position and right hand/right position) were introduced for discriminating the starting position of the taps as left or right. The uncertainty in the focused-attention condition was higher than that in the divided-attention condition because after approximately 300 ms, attentional orienting had already completed, and the participants’ attention was then re-engaged to the target task (which explains why the RTs in the localization task were longer than those in the direction task). Moreover, in the divided-attention task, two options (left vs. right) were provided for discriminating the starting position, and the hand for the target task was fixed after attention was re-engaged. Thus, the likelihood of spatial (representation) conflicts was low, and we observed a smaller spatial compatibility effect in the localization task. However, the surprising reversal of the ‘congruency’ effect in the DA random condition in the localization task suggested that another mechanism might be taking effect. Note that the first two simultaneous taps appeared on the left middle finger/right forefinger or the left forefinger/right middle finger for the congruent conditions of ‘LSLP’ and ‘RSRP’ (Fig. 2). During the relatively longer time window (above 300 ms) after the onset of the tactile events, the discrimination of end tactile location is probably subject to the inhibition of return [33] or the slowing of responses to stimuli presented at the exactly the same location as a preceding cue. Hence, the so-called ‘congruent’ condition brought forth a cost of reaction time, and we indeed found a ‘reversal’ of RTs between ‘congruent’ and ‘incongruent’ mapping of hand (left vs. right) and starting relative location (left vs. right) of the first moving tap.





**Figure 7.** Schema for discriminating the direction of tactile motion with auditory apparent motion. Two taps were consecutively presented to the forefinger/ring finger and ring/forefinger of either the left or right hand. The auditory motion stream, which was composed of two beeps delivered to a headset with an SOA of 300 ms, preceded the onset of the first tap by 300 ms, was synchronous with the first tap or lagged the first tap by 300 ms. The arrows indicate the directions of tactile and auditory motion. ‘Congruent’ and ‘Incongruent’ refer to the directions of tactile and auditory motion being either the same or opposite.

In cross-modal scenarios, previous studies have suggested that a supramodal spatial map is shared between various input and output modalities. The pre-cueing of sound signals produces strong interference with the processing of tactile apparent motion direction because cross-modal pre-cueing may cause slower attention shifts<sup>41</sup>. If attention is slowed, then the attention shift may not be completed, even at long stimulus onset asynchronies (SOAs), which may lead to cross-modal interference, as well as the spatial compatibility effect, as observed for tactile modality. However, in Experiment 5, we did not observe a spatial compatibility effect but rather found a general interference effect (prolonged RT). This intriguing result is likely due to distinct spatial reference frames between auditory and tactile events in the current setting. In Experiment 5, auditory stimuli were provided through earphones, whereas tactile stimuli were provided upon the hands. The head-centered spatial representation for sounds and the hand-centered spatial reference for tactile events are largely inconsistent. The participants were subject to greater temporal interference than spatial conflicts; therefore, performance was generally only reduced for discriminating the direction of tactile motion in the presence of a preceding auditory beep (with extended RT).

Recent studies on tactile spatial processing have also demonstrated the role of cognitive control<sup>45</sup>. Compared with visual stimulation, control over the spatial processing of tactile stimulation requires more resources or a different strategy to inhibit spatial processing when the stimulus is irrelevant. An increase in the interference component would enlarge the congruency effect because of a decrease in proactive control. We believe that participants may adopt different cognitive control strategies in the current tasks, although further empirical evidence is required to address this potentially influential factor.

In summary, we employed a tactile Simon-like spatial compatibility paradigm and found a double dissociation in the spatial compatibility effect between tactile motion direction and localization tasks. This double association is accounted for by the temporal course of resolving conflicting spatial codes during attentional shifts, including attentional reengagement, in addition to the alignment of the conflicting and interfering spatial coordinates.

**Participants, Apparatus and Stimuli.** A total of ninety-four participants ( $n = 20, 20, 21, 21,$  and  $12$  in Experiments 1–5) whose ages ranged from 18–33 years took part in the experiments. Since the number of experimental conditions was reduced in Experiment 5, we collected a smaller dataset than in the other four experiments. Nevertheless, we still obtained robust statistical power.

Informed consent was obtained from each participant. The study was approved by the Academic Affairs Committee of the School of Psychological and Cognitive Sciences at Peking University. All experiments were performed in accordance with the approved guidelines and regulations.

Two solenoid tactile actuators (Heijo Box, Heijo Research Electronics, UK) were used to present the tactile stimuli. The maximum contact area for each tap was approximately  $4 \text{ mm}^2$ , and the maximum output was  $3.06 \text{ W}$ . The actuators were placed on two pieces of foam that were laid directly in front of the participants. The duration of each tap was set to  $50 \text{ ms}$ , and the interval between two taps was  $300 \text{ ms}$ . The participants responded using foot switches (Figs 5 and 6).

**Experimental Design and Procedure.** *Unisensory tactile modality (Experiments 1–4).* A 2 (motion direction: leftwards or rightwards)  $\times$  2 (attention: focused or divided) factorial design was adopted. For relatively certain stimulus configurations, the two consecutively presented taps occurred on one hand: the first tap occurred at either the left middle finger or right middle finger, and the second tap occurred at the left forefinger/ring finger or right forefinger/ring finger. For more unpredictable stimuli, consecutive taps were randomly presented at any of the eight fingers, excluding the thumbs, considering that the thumbs have a larger receptive field and cause relatively higher variance during tactile perception<sup>46–49</sup>. The first two taps occurred simultaneously at the left ring finger/right middle finger or left middle finger/right ring finger. After 300 ms, the second tap was selected randomly and unpredictably from among the remaining fingers (i.e., excluding the thumbs and left ring finger/right middle finger or left middle finger/right ring finger, wherever the two simultaneous taps had occurred).

A typical trial proceeded as follows: A central cross ('+') appeared at the center of the monitor screen, followed by a blank interval of 300–350 ms that indicated the onset of the taps. When the taps had been presented, participants were required to respond within the time window of 1400 ms at the absolute position of the first tap of the tactile pair or with the direction of the tactile apparent motion for the given tactile pair. After the response, a gray 'O' symbol was shown to indicate a successful response (with no distinction for correct or incorrect responses). If no response was issued during the 1400 ms time window, 'No response' was shown on the screen. After every 60 trials, a break occurred, and the inter-trial-interval (ITI) was fixed at 2 s. For the 'motion direction' task, participants were required to discriminate the direction (leftwards or rightwards) of the tactile motion stream, in which the 'congruent' condition refers to the motion direction being congruent with the hand location (left hand vs. right hand). For the 'localization' task, participants reported the (relative) starting location of the first tap in the motion stream, and this location was relative to the location of the second tap in the motion stream. The 'congruent' condition in the localization task refers to the congruency between the hand location (left hand vs. right hand) and the relative location of the starting location (left vs. right) of the initial tap of the motion stream.

The number of trials was 240, and all the experimental conditions were randomized and counterbalanced for presentation. The participants were given short rests between each block of 60 trials.

*Auditory-tactile modalities (Experiment 5).* The same touchpads were used as in Experiments 1–4. Here, we used a headset to deliver sounds. A 2 (left vs. right hand)  $\times$  2 (leftward vs. rightward motion)  $\times$  4 (conditions: baseline, auditory leading, auditory synchronous and auditory lagging) factorial design was adopted. In the baseline condition, only tactile motion stream appeared on either hand without concurrent beeps. The direction of auditory motion was either congruent or incongruent with the direction of tactile motion (presented to the left or right hand from the ring finger/forefinger to forefinger/ring finger). The duration of each tap was 50 ms, and the interval between two taps was 300 ms. For auditory leading or auditory lagging conditions, the onset of the first beep was leading or lagging the onset of the first tactile stimulus by 300 ms. The SOA between two beeps (60 dB, 50 ms, 1000 Hz) was 300 ms. The remaining timing parameters were the same as in Experiments 1–4. There were 480 trials in total. Participants took a break every six blocks (each block having 80 trials). Participants were required to discriminate the tactile motion, irrespective of the beeps (Fig. 7).

## References

- Hasbroucq, T. & Guiard, Y. Stimulus-response compatibility and the Simon effect: toward a conceptual clarification. *J Exp Psychol Hum Percept Perform* **17**, 246–266 (1991).
- Hommel, B. The role of attention for the Simon effect. *Psychol Res* **55**, 208–222 (1993).
- Hommel, B. The Simon effect as tool and heuristic. *Acta Psychol (Amst)* **136**, 189–202, <https://doi.org/10.1016/j.actpsy.2010.04.011> (2011).
- D'Ascenzo, S. et al. Visual versus auditory Simon effect: a behavioural and physiological investigation. *Q J Exp Psychol (Hove)*, 1–43, <https://doi.org/10.1080/17470218.2017.1307429> (2017).
- Ehrenstein, W. H. The Simon effect and visual motion. *Psychol Res* **56**, 163–169 (1994).
- Freud, E., Aisenberg, D., Salzer, Y., Henik, A. & Ganel, T. Simon in action: the effect of spatial congruency on grasping trajectories. *Psychol Res* **79**, 134–142, <https://doi.org/10.1007/s00426-013-0533-5> (2015).
- Nishimura, A. & Yokosawa, K. Visual and auditory accessory stimulus offset and the Simon effect. *Atten Percept Psychophys* **72**, 1965–1974, <https://doi.org/10.3758/APP.72.7.1965> (2010).
- Tagliabue, M., Zorzi, M. & Umiltà, C. Cross-modal re-mapping influences the Simon effect. *Mem Cognit* **30**, 18–23 (2002).
- Rubichi, S., Nicoletti, R., Iani, C. & Umiltà, C. The Simon effect occurs relative to the direction of an attention shift. *J Exp Psychol Hum Percept Perform* **23**, 1353–1364 (1997).
- Stoffer, T. H. & Yakin, A. R. The functional role of attention for spatial coding in the Simon effect. *Psychol Res* **56**, 151–162 (1994).
- Hommel, B. The relationship between stimulus processing and response selection in the Simon task: Evidence for a temporal overlap. *Psychological Research* **55**, 280–290 (1993).
- Wallace, R. J. S-R Compatibility and Idea of a Response Code. *J Exp Psychol* **88**, 354–8, <https://doi.org/10.1037/h0030892> (1971).
- Nicoletti, R. & Umiltà, C. Attention shifts produce spatial stimulus codes. *Psychol Res* **56**, 144–150 (1994).
- Stoffer, T. H. & Umiltà, C. Spatial stimulus coding and the focus of attention in S-R compatibility and the Simon effect. In B. Hommel, & W. Prinz (Eds), *Theoretical issues in S-R compatibility* (pp. 181–208). *North-Holland: Amsterdam* (1997).
- Sheliga, B. M., Craighero, L., Riggio, L. & Rizzolatti, G. Effects of spatial attention on directional manual and ocular responses. *Exp Brain Res* **114**, 339–351 (1997).
- Berlucchi, G., Crea, F., Di Stefano, M. & Tassinari, G. Influence of spatial stimulus-response compatibility on reaction time of ipsilateral and contralateral hand to lateralized light stimuli. *J Exp Psychol Hum Percept Perform* **3**, 505–517 (1977).
- 40001 EMC 7a)Tj 0 0 1 scn /G4783149779199981 0 Td [(h)19(t)10(t)10(ps:/d

